

# H 192 Serie Prunus

design Valli Workshop

Material Brass/Materiale Ottone



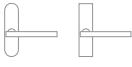
Finish



15

RP

Finish



15

EP

ER

## Product Submittal

Valli&Valli

ASSA ABLOY

Custom finishes available

Spring assist built in rosette

Passage, privacy, dummy, multipoint, mortise hardware available

Accommodates all standard and some custom backset dimensions

A complete selection of other matching hardware may be available

### Finishes

15= Satin Nickel

### Functions

PGE= passage

PCY= privacy

DMY= dummy

ML-F= mortise lock

MULTI-POINT TRIM

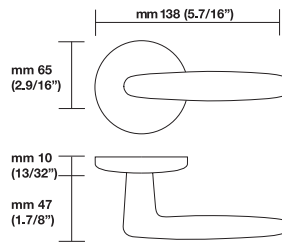
### Trim Options

RP= standard plain style rosette

EP= plain style escutcheon plates

ER= rectangular style long escutcheon plates

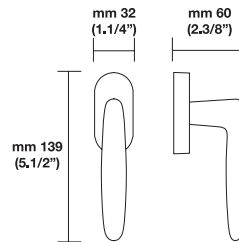
### Sizes/Misure



### Window handle/Maniglia per finestra

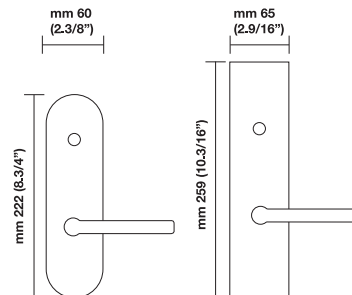
#### H 192 F RS'

Movement 4 click positions



### Escutcheon options/Opzioni

EP ER



To order Valli&Valli products, informations should be specified in the same sequence as the example given:

**1.Lever/Knob**

HXXX

**2.Trim options**

RP

**3.Function**

ML XX

**4.Finish**

03

**5.Handing**

RH

**6.Backset**

2.1/2"

**7.Miscellaneous**

2.1/4" thick

For small rosette, please specify RS/RSQ (45 mm rosette). RS pricing is the same as RP/RT pricing. Privacy RS also requires 105 RSP when ordering.

RQ (2.9/16" rosette) for standard 2.1/8" cross bore. RSQ pricing is the same as RQ. Privacy RSQ also requires 105 RSQ when ordering.

ET/EP = 03-26 Standard Finish, ER = 15-26-26D Standard Finish.

Conversion from metric to US measurement are approximate.

Valli&Valli (U.S.A.) Inc.

#### Headquarter/Showroom

Valli&Valli (U.S.A.) Inc.  
22 West 21st Street  
6th Floor  
New York, NY 10010  
Tel. (212) 326 8811  
Fax (212) 326 8816  
Toll Free (877) 326 2565  
Toll Free (800) 423 7161  
E-mail: sales@vallivalli-us.com  
E-mail: w.sales@vallivalli-us.com

#### Warehouse

Valli&Valli (U.S.A.) Inc.  
100 Commerce Way, Suite 2  
Hackensack, NJ 07601  
Tel. (973) 249 0085  
Fax (973) 249 0135

ASSA ABLOY, the global leader  
in door opening solutions