

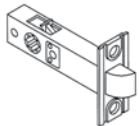
Miscellaneous  
parts

# Miscellaneous replacement parts

## TUBULAR LATCH BOLTS 28 DEGREE

**Part No.** Overall size latch

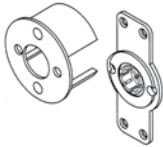
01E 2.3/8"	backset, passage 28°	3.1/4"
02E 2.3/4"	backset, passage 28°	3.5/8"
03E 2.3/8"	backset, privacy 28°	3.1/4"
04E 2.3/4"	backset, privacy 28°	3.5/8"
01UL 2.3/8"	backset, passage	3.11/32"
02UL 2.3/4"	backset, passage	3.3/4"



Includes: face plate, strike plate and screws. Retracts 28°.  
Dust Box: Included

## HOUSINGS

X 2122	Housing, no spring
X 2124M	Housing, spring loaded for long escutcheon plates
X 1115	Interior underosette to mount interior deadbolt trim
X 1116	Underosettes for mounting mortise lock round rosettes
X 0550	Underosettes for mounting deadbolt square roses
X 0547	Underosettes for mounting mortise lock square roses



## MORTISE CYLINDERS - C Keyway

**Part No.** Door Thickness

C 01 15/16 cyl.	1.3/8" D
C 02 1-1/8 cyl.	1.3/4" D
C 03 1-1/4 cyl.	2" D - 1.3/4" M
C 04 1-3/8 cyl.	2.1/4" D - 2" M
C 05 1-1/2 cyl.	2.1/2" D - 2.1/4" M
C 06 cust. length	3" D - 2.1/2" - 3" M

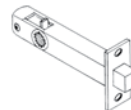
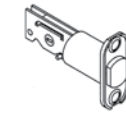


Must specify Deadbolt (D) or Mortise Lock (M). Straight cam is used for mortise locks without thumbturns.

## DEADBOLT LATCH & PRIVACY BOLTS

**Part No.** Overall size latch

09 deadbolt	2.3/8" backset	3.1/4"
10 deadbolt	2.3/4" backset	3.5/8"



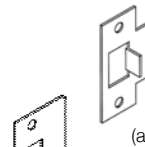
Above Includes: deadbolt latch, mortise cylinder housing, strike plate for both metal and wood jambs, face plate and screws (no cylinder).

X 30 2.3/8"	privacy bolt	3.5/16"
X 31 2.3/4"	privacy bolt	3.3/4"

## STRIKE PLATES

**Part No.**

TS 01	T-strikes (tubular latch)
ETS-115	extended for doors 2.1/4" thick
ETS-175	extended for doors 2.1/2" & up
FL 01	Full lip (tubular latch)
EL-115	extended for doors 2.1/4" thick
EL-175	extended for doors 2.1/2" & up
ML 01	Mortise lock strike (standard)
ML 02	extended for 2.1/4" doors
ML 03	extended for 2.3/8" & up



(a) T-strike (b) Full Lip (c) Mortise strike

## ALLEN WRENCHES & SET SCREW (metric)

X 0285 set screws with allen wrench for brass levers and knobs

X 0286 stainless steel set screws with allen wrench

W 04 for deadbolt cylinder locking screw

Set screws with allen wrenches for brass levers and knobs  
Set screws size  $\varnothing$ =mm 6 wide x 9 long



## DUST BOX

**Part No.** Description

DB-01	Dust Box T Strike
DB-03	Dust Box Full Lip Strike
DB-02	Dust Box Mortise Lock

# Miscellaneous replacement parts

## ROSETTES

### RT Traditional 2.9/16" (65mm)



- K 1749 RS (ML) threaded each
- K 1741 RRS PGE CP
- K 1741 RRS PCY CPK
- K 1741 RRS SF (DMY) each

### RS Plain 1.3/4" (45mm)



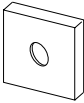
- K 1112 RS

### RSQ Plain 1.3/4" (45mm)



- K 386 RS

### RQ Square 2.9/16" (65mm)



- K 1780 RS I (inside) ML each
- K 1780 RS E (outside) ML each
- K 1798 RRS PGE
- K 1798 RRS PCY
- K 1798 RRS (DMY) each

### RP Plain 2.9/16" (65mm)



- K 1748 RS (ML) threaded each
- K 1742 RRS PGE CP
- K 1742 RRS PCY CPK
- K 1742 RRS SF (DMY) each

### RPS Stainless steel 2.9/16" (65mm)



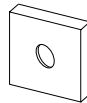
- R 5701 (ML) threaded each
- R 5703 RRS PGE
- R 5703 RRS PCY CPK
- R 5703 RRS SF (DMY) each

### RSS Stainless steel 2" (50mm)



- R 5704 RRS PGE
- R 5702 RS (DMY) each

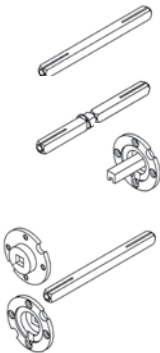
### RQS Stainless steel Square 2.9/16" (65mm)



- R 5709 RS I (inside) ML each
- R 5709 RS E (outside) ML each
- R 5707 RRS PGE
- R 5707 RRS PCY
- R 5707 RRS DMY each


## SPINDLES

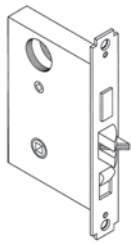
Part No.	Description	Overall length
X 016	8mm, solid spindle for doors 1.3/8" to 2.1/4"	4.1/2"
X 0102	8mm, solid spindle for doors 2.3/8" to 3"	5.5/8"
X 0163/X 1119-114	8mm, two piece spindle for doors 1.3/8" to 2.1/4"	4.1/2"
X 0163/X 1119-145	8mm, two piece spindle for doors 2.3/8" to 3"	5.3/4"
X 0571	8mm, surface mounted dummy	
X 0571 SQ OT	8mm, surface mounted dummy (NEP, RQ)	
X 0572	8mm, opposing mounted dummy plates	
X 1118	5mm/tailpiece, for deadbolts with doors 1.3/8" to 1.3/4"	
X 1118/85mm	2 1/4 thick door for deadbolt	
X 117/5-60	5mm x 60mm, for mortise lock functions with doors 1.3/4"	
X 117/5-85	5mm x 85mm, for 105 privacy bolts with doors up to 1.3/4"	



### MORTISE LOCKS

Must specify 2.1/2" or 2.3/4" backset. Must specify for levers or knobs. Includes: mortise lock body, face plate, strike plate, screws and dust box (no cylinder). Custom mortise locks and other backsets available upon special request. See page 185-186.

 UL listed 3 hours fire rating.



Part No.	Description
ML F TP	Entrance Handleset
ML F	Entrance (Lever Sets)
ML FD	Entrance
ML FW	Entrance
ML J	Classroom
ML AC	Entrance
ML N	Passage
ML B	Entrance
ML NC	Communicating
ML E	Office
ML LF	Privacy
ML ELEC	Electrified
ML EW	Storeroom
ML H	Hotel

See page 185 for lock function details.

### DEADBOLT, PRIVACY BOLT, MORTISE TRIM ONLY

#### Part No.

K 1724 RS BZG	Interior trim for 105 RST (traditional)
K 1724 RS V BZG	Exterior trim for 105 RST (traditional)
K 1725 RS BZG	Interior trim for 105 RSP (plain)
K 1725 RS V BZG	Exterior trim for 105 RSP (plain)
S 5700 RS BZG	Interior trim for 105 RSS (stainless steel)
S 5700 RS V BZG	Exterior trim for 105 RSS (stainless steel)

### PROFILE CYLINDERS - C Keyway

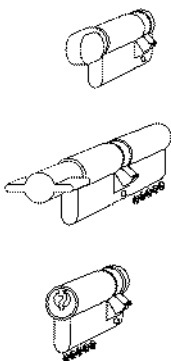
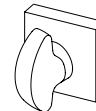
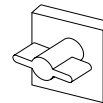
Part No.	Description	Door Thickness
C 07 35 mm	American Key in knob cylinder for multi-point	
C 08 72 mm	Key by thumbturn profile cylinder	1.3/4"
C 09 81 mm	Key by thumbturn profile cylinder	2.1/4"
C 12 35 mm	Half profile cylinder with thumbturn	
C 13 40 mm	Half profile cylinder with thumbturn	
C 14 35 mm	Half profile cylinder with keyway	
C 15 40 mm	Half profile cylinder with keyway	
K 1799/6	Thumbturn for profile cylinder (brass)	
S 5702 BZG MP	Thumbturn for profile cylinder (stainless steel)	

Must add price of thumbturn to profile cylinder.

### DEADBOLT & PRIVACY BOLT, MORTISE TRIM ONLY

#### Part No.

K 1781 RS BZG	Interior trim for 105 RSQ (square)
K 1781 RS VBZG	Exterior trim for 105 RSQ (square)
S 5703 RS BZG	Interior trim for 105 RSQS (square) stainless steel
S 5703 RS VBZG	Exterior trim for 105 RSQS (square) stainless steel
K 1728 RS BZG	Interior trim for traditional deadbolt (101 RT)
K 1749 RSC	Exterior trim for traditional deadbolt (101 RT)
K 1729 RS BZG	Interior trim for plain deadbolt (101 RP)
K 1748 RSC	Exterior rosette for plain deadbolt (101 RP)
R 5701 RS BZG	Interior trim for stainless steel deadbolt (101 RPS)
R 5705 RS	Exterior trim for stainless steel deadbolt (101 RPS)
R 5708 RS BZG	Interior trim for stainless steel deadbolt (101 RQS)
R 5709 RS	Exterior trim for stainless steel deadbolt (101 RQS)
K 1778 RS BZG	Interior trim for brass deadbolt (101 RQ)
K 1780 RSC	Exterior trim for brass deadbolt (101 RQ)
K 1726	Mortise lock cylinder collar (traditional)
K 1727	Mortise lock cylinder collar (plain)
R 5700	Mortise lock cylinder collar (stainless steel)
K 1767	Mortise lock cylinder collar (square)
R 5710	Mortise lock cylinder collar (square) stainless steel
X 1121 K	Cylinder collar for exterior rosette for deadbolt (brass)
X 1121K/X 0237	Cylinder collar for exterior rosette for deadbolt (stainless steel)
K 1806/1225 RS BZG	Interior trim for K 1225 RSQ (square)
K 1806/1225 RS VBZG	Exterior trim for K 1225 RSQ (square)



# Miscellaneous replacement parts

## PRIVACY PINS

Part No.	Description	Finish options
X 0227	for tubular latch (m3 thread)	03, 03D, 06A, 06B, 26, 26D
X 0248	for tubular latch stainless steel (m3 thread)	32
X 0248	for tubular latch stainless steel (m3 thread)	32D

## FASTENERS

Part No.	Description
X 176	Retaining ring to attach levers to rosettes and long escutcheons. Specify RH - LH
X 187	Metal washer
X 184	Retaining clip to attach thumbturns to rosettes and long escutcheons
X 1161	Locking o-ring to attach levers to rosettes and long escutcheon plates
X 0326	Nylon bushing to convert 8mm to 5mm
X 0339	Nylon bushing to convert 8mm to a flat tailpiece
X 1100	Spring for lever and rosette assembly
X 1107	Small nylon washer
X 1105	Medium nylon washer
X 1106	Large nylon washer

## SCREWS (Metric) Through screws for door levers.

Part No.	Description
X 15	standard pack for 1.3/8" or 1.3/4" doors (round rosettes)
X 17	standard pack for 1.3/8" or 1.3/4" doors (long escutcheons)
M4 x 30mm (1.1/4")	
M4 x 40mm (1.1/2")	
M4 x 50mm (2")	
M4 x 70mm X0230 (2.3/4")	
M4 x 90mm (3.1/2") non-cut & unfinished	

## Spacer Pocket Door

Part No.	Description
X 0328	1 3/8' x K1200 -K4200 - K1230

**CABINET HARDWARE METRIC SCREWS**

**Part No.**

---

M4 x 6mm (1/4")	
M4 x 8mm (5/16")	
M4 x 10mm (3/8")	
M4 x 12mm (1/2")	
M4 x 20mm (3/4")	
M4 x 25mm (1")	Standard size shipped unless otherwise specified
M4 x 30mm (1.1/4")	
M4 x 40mm (1.1/2")	
M4 x 45mm (1.3/4")	
M4 x 50mm (2")	
M6 x 20mm (3/4")	
M6 x 25mm (1")	
M6 x 30mm (1.1/4")	
M6 x 90mm (3.1/2") Threaded rod	
X 0216 Breadboard screw	Cabinet knob only

---

**DOOR HANDING**

The hand of a door is always determined from the outside.  
Always be sure to specify door handing for locking functions and dummy trim.

